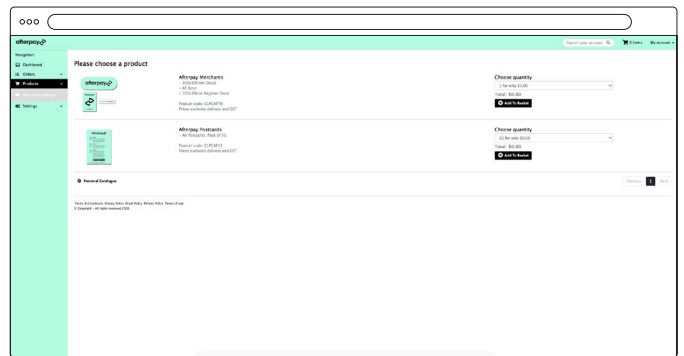
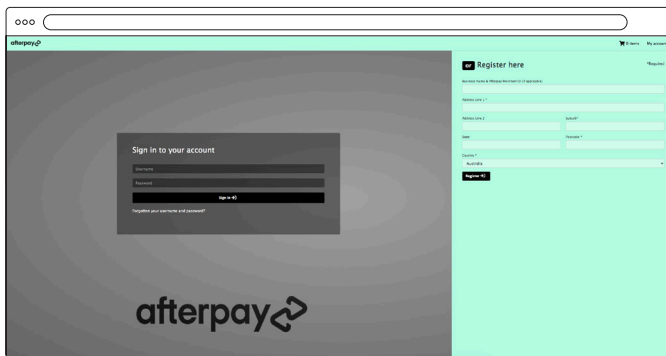


How to order Afterpay Assets

As a valued Afterpay partner we want to offer you access to marketing materials to be used in your business. Our assets have been created to help drive foot traffic into your business and increase sales and IPT's by promoting the use of Afterpay.


How to order your Visual Merchandising Pack

Click [HERE](#) for our in-store marketing gateway




1. Click on link above or paste this link into your browser:
<http://www.orderlink.com.au/afterpay/>
2. Register an account by filling in all boxes under 'Register Here' – a confirmation email will be sent [please check your junk email]
3. Go to Products
4. Select your pack – we supply strictly 1 x pack per business location
5. Go to checkout and complete your order
6. Your VM pack will be sent to you via AU post

The pack includes:



1 x Window Decal
300mm



1 x Counter Strut Card
A5



1 x POS Staff-facing Decal
100mm

Help!

Any questions regarding in-store marketing collateral can be directed to our team at visualmerchandising@afterpay.com.au